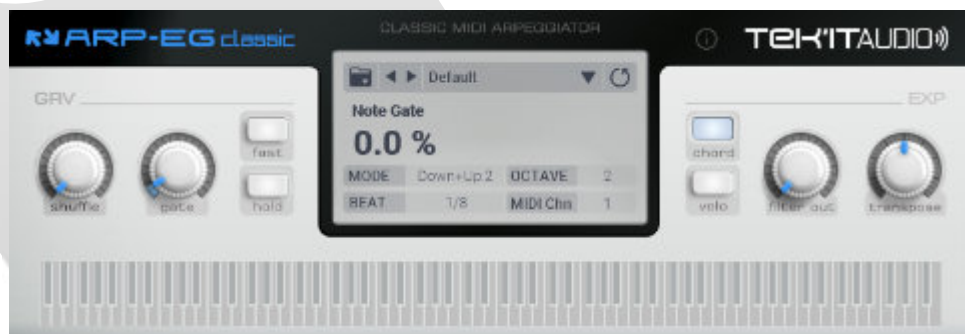


# ARP-EG classic

CLASSIC MIDI ARPEGGIATOR





# Arp-EG Classic

## USER MANUAL

REVISION 3

### Copyright.

Arp-EG Classic © Tek'it Audio, 2020. All rights reserved.

The information in this document is subject to change without notice and does not represent a commitment on the part of Tek'it Audio.

No part of this documentation may be copied, reproduced or transmitted in any form by any means, electronic or mechanical, including photocopying, recording, or any information storage and retrieval system, without written permission from Tek'it Audio.

“Tek'it Audio”, “TA” and associated logos are trademarks of Tek'it Studio.

VST and ASIO are trademarks of Steinberg Media Technologies GmbH.

Audio Unit is a trademark of Apple, Inc.

Microsoft, Windows, and the Windows logo are registered trademarks or trademarks of Microsoft Corporation in the United States and/or other countries.

Mac, macOS, GarageBand and Logic are registered trademarks of Apple Inc., registered in the U.S. and other countries.

All other trademarks and logos from these or other manufacturers written or shown on this documentation are property of their respective holders.

# Table Of Contents

End User License Agreement (« EULA »).....	5
Overview.....	13
About this Manual.....	13
Feature highlights.....	14
Requirements.....	15
Upgrading From an Earlier Version.....	16
Running the Installer.....	16
Trial Version.....	17
Product Registration.....	17
Usage.....	18
Setup Arp-EG in your host.....	18
Control Types.....	20
Preset Manager.....	21
Screen.....	23
GRV.....	23
EXP.....	24
MIDI.....	25
Updates and Support.....	27
Changelog.....	29
Credits.....	31

# End User License Agreement (« EULA »)

This End User License Agreement (« EULA », « License », « Contract ») is a legal agreement between you (« Licensee »), legal entity or natural person, and Tek'it Audio run by MICHAEL DUBOIS SZYMANSKI (« Tek'it Audio », « The Rights Holder »), about the software following this EULA (« Software »).

Tek'it Audio is a legal entity subject to French law, carried by MICHAEL DUBOIS SZYMANSKI (SIRET n°52518277000012), headquartered at « 8 Rue de Tivoli, 07300, Tournon-sur-Rhône, France ».

Installing, copying, or using the Software is considered as your consent to the terms and conditions of this EULA, and where appropriate, its Annexes. The refusal of this terms and conditions impose you to uninstall and delete the Software from all storage devices and to stop using this Software.

## 1. Definitions

For the purposes of this License Agreement, the following definitions are given and binding upon the Parties.

« Devices »: All electronic devices such as, but not limited to, laptop, desktop computer or terminal, that allow installing, using or storing the Software.

« Presets »: Data file, containing a set of predefined parameters of the Software.

« Authorized Resellers »: Professional, legal entity or natural person which have the authorization from Tek'it Audio to distribute the Software. This term excludes users who transfer the License (5).

## 2. Generalities

Under Article 10.1 of WTO Agreement on TRIPS, Article 4 of WIPO Copyright Treaty, Article 1.1 of the Directive 91/250/CEE (European Union) and Article L112-2 of French Intellectual Property Code, the software is a copyrighted work in the definition of the Berne Copyright Convention (09/28/1979).

This EULA is not a sell contract but a contract that give Licensee some specials rights to use the Software. The rights holder has and keep all rights to the Software.

Any use or exploitation not explicitly granted to Licensee in this EULA shall not be allowed without written consent from Tek'it Audio. Specifically, Licensee is not authorized to use, copy, emulate, clone, rent, lease, sell, modify, decompile, disassemble, otherwise reverse engineer or transfer the licensed Software, or any subset of the licensed Software, except as provided for in this License Agreement.

Any such unauthorized use shall result in immediate and automatic termination of this License and may result in criminal and/or civil prosecution.

This EULA includes the software, all medias, graphic elements and files associated with and its documentation. This EULA also includes upgrades and additional contents provided by Tek'it Audio unless they are subject to special terms and conditions.

Special provisions. The software labeled « NFR » (« Not For Resale »), « EDU » (Education), « TRIAL » or provided to you as such by Tek'it Audio are subject to following special provisions which add to or derogate general provisions.

### **3. Licensee rights**

**3-a. Generalities.** Licensee is granted a non-exclusive license to use the Software on one computer at a time, for any legal purposes.

If Licensee gives or sells the device on which he makes use of the Software, he must uninstall and delete it from this device before the operation. License transfer to a third party is subject to special provisions in point 5.

Licensee has the right to use this Software for both commercial and non-commercial music and audio production.

Out of rights explicitly granted above, the Software cannot be distributed, shared or duplicated without written consent of Tek'it Audio.

**3-b. « EDU » License.** This license gives the right to use this Software for educational, scientific research or learning purposes, excluding all other commercial purposes (including music production) without written consent from Tek'it Audio.

These rights could be extended by Tek'it Audio via an annex transmitted to Licensee by email.

The Software labeled or otherwise provided to Licensee under an « EDU » license (Educational) shall only be used by students or those attending and working in

educational institutions like private or public schools, high school, university or similar institutions. These specific Licensees, at the time of purchase and any time after it, must be able to justify their status when Tek'it Audio asks for it.

« **EDU** » **Multi-seat License.** The multi-seat license authorizes exploitation of the Software simultaneously on several devices. The number of devices allowed is determined by Tek'it Audio via an annex transmitted to the Licensee by email.

**3-c. « NFR » License.** This license gives the right to use this Software for demonstration, test or evaluation purposes, excluding all other commercial purposes (including music production) without written consent from Tek'it Audio.

These rights could be extended by Tek'it Audio via an annex transmitted to the Licensee by email.

**3-d. « TRIAL » License.** This license gives the right to use this Software for demonstration, test or evaluation purposes in private settings, excluding all commercial purposes (including music production).

Licensee must acquire the Software full version to obtain the right to use it for both commercial and non-commercial music and audio production.

### **3-e. Presets libraries**

**3-e-i. Presets provided by Tek'it Audio.** Presets provided with the Software by Tek'it Audio can be used under terms and conditions of this License for both commercial and non-commercial music and audio production.

However, these presets cannot be distributed individually or in presets libraries for commercial or non-commercial purposes, in the form of audio samples, data files or all other forms.

**3-e-ii. Licensee presets.** Licensee has the right to use this Software to create presets and presets libraries for non-commercial purposes.

Licensee can distribute them individually or in presets libraries only for non-commercial purposes.

However, the distribution of presets or presets libraries for commercial purposes is subject to a prior written consent from Tek'it Audio.

**3-e-iii. « NFR », « EDU » and « TRIAL » Licenses.** Licensee has the right to use the Software to create individual presets or presets libraries for his private use or one of his right holders.

However, these individual presets or presets libraries cannot be distributed separately from the Software for a commercial or non-commercial purpose, in the form of audio samples, data files or all other forms without a prior written consent from Tek'it Audio.

**3-f. Backup copy.** Licensee can make a single copy on his own storage devices such as hard disk or optical medias, for backup purpose and solely to replace the original copy if it is damaged or destroyed.

This backup copy is exclusively reserved for Licensee private use and cannot be subject to sell, other copies or any other operations without a written consent of Tek'it Audio, even if the original copy is damaged or destroyed.

## 4. Distribution

No natural person or legal entity may charge fees or receive a remuneration for the distribution of the Software without a prior written consent from the rights holder.

The Software may not be bundled or distributed with any other products of all sorts without a prior written consent of the copyright holder.

## 5. License transfer to a third person

**5-a. Transfer.** The license can be transferred permanently, freely or costly, to a third person.

According to preceding provisions, the third party which installs or use this Software accept this License terms and conditions.

The original Licensee must stop to use and delete the Software from his devices.

**5-b. Fraud and counterfeit detection.** For this purpose, the transfer must be declared to Tek'it Audio according to the following procedure.

This procedure makes the license transfer effective and ensures the transfer legality according to the point (7).



### **5-c. Procedure.**

**5-c-i. Required Information.** Original Licensee has to transmit electronically to Tek'it Audio, supporting documents proof of the ownership of his license according to the point n°7 of this EULA. Furthermore, it must transmit the third party's information such as the e-mail address, surname, and first name.

**5-c-ii. Effective transfer.** Tek'it Audio acknowledges receipt of the request as soon as possible.

Tek'it Audio gives a new software serial number, logins needed to sign in to Tek'it Audio's website and a link to download the latest revised and upgraded version of the Software to the new licensee via email.

In any case, the serial number previously owned by the original Licensee will be disabled.

**5-c-iii. Non-compliance with the procedure.** Following points (5-b) and (7-c), this procedure aims to fulfill this transfer and give all supporting documents to the new Licensee.

Failing to follow this procedure, Tek'it Audio could deny the new Licensee's rights.

**5-d. New Licensee Rights.** Following preceding provisions, new Licensee who has received the license is bound by any provisions of this EULA.

For this reason, it benefits from the same rights and support conditions as initial Licensee.

**5-e. Bundles.** Products bundled and distributed by Tek'it Audio containing various software or software and preset libraries cannot be transferred separately. Products bundled must be transferred together.

### **5-f. « EDU » License.**

**5-f-i. « EDU » License transfer.** The license can be transferred permanently, freely or costly, to a third party following previous points of this EULA.

However, in this case, the third party has to respect requirements about eligibility under the point (3-b). For this reason, the transfer validity is subject to justification of the new Licensee status.

This justification is subject to a prior communication of the appropriate documents to Tek'it Audio.

**5-f-ii. «EDU» Multi-seat license transfer.** This exploitation right cannot be divided. Licensee cannot split the license to transfer some exploitation rights which exceed his use.

**5-g. « NFR » and « TRIAL » license.** « NFR » and « TRIAL » license cannot be transferred to a third person, freely or costly.

## 6. Activation/Registration of the Software

To use the Software, Licensee has to activate/register it after purchase on Tek'it Audio's website.

During the Software installation process, the Licensee must fill in the serial number provided to activate the Software.

**6-a. Purchase via Tek'it Audio.** Following the purchase, Licensee receives by email the Software serial number, logins needed to sign in at Tek'it Audio's website and a link that allows downloading the Software full version.

**6-b. Purchase via an authorized reseller.** Authorized reseller invoice the purchase and provide the serial number using their own processes.

Licensee must register the Software on Tek'it Audio's website (<https://tekit-audio.com/product-registration/>). The Licensee gives asked information such as Software's name, serial number, surname, first name and email address.

The Licensee receives an email with this previous information and a download link for the Software full version.

## 7. License proof of ownership

**7-a. Ownership and validity of the license.** The license obtained after a purchase from Tek'it Audio or an authorized reseller is personal. The proof of ownership and validity is needed in the case, for example, of transfer to a third party or any other requests relating to the Software.

## **7-b. Supporting documents.**

**7-b-i. Purchase at Tek'it Audio.** Following the purchase, Licensee receives an invoice, proof of the purchase and an email containing the information described in point (6-a).

**7-b-ii. Purchase via an authorized reseller.** Authorized resellers bill and provide the serial number using their own processes. Proof of purchase can be subject to a survey with the authorized resellers.

The Licensee must register the Software following the point (6-b) to receive needed logins for Tek'it Audio's website.

**7-c. Proof of the license.** The license proof of ownership comes from the presentation by Licensee of the invoice, serial number, email address needed to sign in at Tek'it Audio's website and his full name.

If Licensee is unable to present, wholly or in part, these supporting documents, Tek'it Audio reserves the right not to recognize the ownership and validity of the Licensee's license.

## **8. Governing law, territorial competence, and litigation**

This contract is governed by the French laws and all litigation's concerning its interpretation or execution are subject to the jurisdiction of French courts from Paris, without prejudice to existing rights from imperative legal provisions which may benefit to Licensee, notably about consumer right and copyright.

Tek'it Audio keeps the right to sue Licensee, a natural person or legal entity, before the court having jurisdiction over his place of residence or place of business.

In any case, contracting parties attempt to resolve amicably all litigation that may arise concerning interpretation or performance of this contract.

## **9. License partial invalidity**

If any stipulation of this license should be or become invalid, either completely or in part, this shall not affect the validity of the remaining stipulations. The parties undertake instead to replace the invalid stipulation with a valid regulation which comes as close as possible to the purpose originally intended.

## 10. Warranty and responsibility

Tek'it Audio certifies the Software will be compliant to specifications described in the accompanying documentation.

However, this limited warranty excludes issues caused by Licensee's failure to comply with the instructions, abnormal use of the Software, or any other circumstance beyond the control of Tek'it Audio. It, therefore, follows that,

THIS SOFTWARE IS PROVIDED « AS IS » WITHOUT WARRANTY OF ANY KIND, EITHER EXPRESS OR IMPLIED, WITHOUT PREJUDICE TO EXISTING RIGHTS FROM IMPERATIVES LEGAL PROVISIONS THAT MAY BENEFIT TO LICENSEE, INCLUDING BUT NOT LIMITED TO, THE IMPLIED WARRANTIES OF MERCHANTABILITY, FITNESS FOR A PARTICULAR PURPOSE, NON-INFRINGEMENT OR ARISING FROM A COURSE OF DEALING, USAGE, TRADE OR PRACTICE.

IN ANY CASE, TEK'IT AUDIO CANNOT BE HELD LIABLE FOR DIRECT AND INDIRECT DAMAGES OR INJURIES, RESULTING FROM EXPLOITATION OR PERFORMANCE OF THE SOFTWARE, EVEN IF WAS ADVISED ABOUT THESE DAMAGES.

IT THEREFORE FOLLOWS THAT LICENSEE TAKE ALL RESPONSIBILITY OTHER THAN THAT OF THE SOFTWARE'S COMPLIANCE WITH THE SPECIFICATIONS, INCLUDING THOSE RELATED TO, LOSS OF DATA, FITNESS FOR A PARTICULAR PURPOSE, EXPLOITATION OF THE SOFTWARE AND ABILITY TO USE IT.

LICENSEE EXPRESSLY ACKNOWLEDGE HE HAS RECEIVED FROM TEK'IT AUDIO OR THE AUTHORIZED RESELLER ALL THE INFORMATION REQUIRED TO ENSURE THAT THE SOFTWARE IS FITTED TO ITS NEEDS AND TO TAKE THE NECESSARY PRECAUTIONS FOR ITS USE.

**All questions concerning this License Agreement shall be directed to:**

**e-mail: [contact@tekit-audio.com](mailto:contact@tekit-audio.com)**

**web: <https://tekit-audio.com/>**

**You can also consult FAQ: <https://tekit-audio.com/support/legal-faq/>**

# Overview

Thank you for choosing Arpeggiator Classic, Tek'it Audio's classic MIDI arpeggiator. All the VST instrument you like and even your hardware synth (using your DAW MIDI out) can now play arp sequence with Arpeggiator Classic.

We hope you enjoy this software, and love creating music with it. Please, take the time to read this manual and learn how to exploit all the feature of your new plug-in.

The Tek'it Audio Team

## About this Manual

In this Manual, installation procedures, features and operations are described. This PDF documents is installed with the program, you find it in the Tek'it Audio folder inside your user Documents folder and you can open it directly from the plug-in interface. This manual can also be downloaded from our website on the product page.

# Feature highlights

- Six arpeggio playback mode.
- Shuffle and Gate length control.
- 2 Gate modes, normal and fast.
- Polyphonic chord or notes sequence.
- Two velocity handling mode.
- + or - 48 semitones transpose.
- Filter out notes by range.
- Integrated full range keyboard.
- Notes Hold mode.
- Full MIDI automation support.
- Easy MIDI learn on all parameters.
- Use 7-bit MIDI Continuous Controller or High resolution 14-bit MIDI NRPN and RPN.
- Preset manager, rename, copy, save, load...
- Undo your changes to initial preset value.
- 25 Factory presets.
- Up to 32 user presets per bank.
- Comes with a comprehensive user manual.
- Easy installer.

# Requirements

Below you will find the minimum requirements for running the plug-in.

## Windows

- 2 GHz or higher with SSE2.
- 4GB RAM or higher.
- Microsoft® Windows® 10 or 8.
- 1280x800 screen resolution or higher with 32 bit color.
- VST™ 2 compatible host or a Bit bridge (Bridgewize or jBrigde) to use in 64 bit host..
- Audio interface with ASIO driver support recommended and minimum 44kHz samples rates.
- To use the automation a Host with automation features and for MIDI learn a MIDI interface and an external MIDI control device is required.

# Upgrading From an Earlier Version

If you are upgrading from an earlier version there are some important things to remember before installing the upgrade:

## From version 1.x

- Uninstall the previous version before installing the upgrade.

## Running the Installer

1. Locate the file called "Arp-EG Classic Installer.exe" on Windows.
2. Follow the on-screen instructions. You will be asked to choose the desired plug-in formats and an install location.
3. Run your host software and load Arp-EG Classic. Consult your host documentation for information on how to do this.



**Windows:** Our uninstaller keep your system clean, all the files are deleted and there are no entry left in your Windows registry.



## Trial Version

The trial version gives you full functionality, but the sound stop after 20 minutes of use, a nag-screen will pop at the start and at the time limit.

To avoid this restrictions, you will need to purchase the full version. You can buy a license at <https://tekit-audio.com/store/>.

## Product Registration

If you have purchased your product from a third party seller, you can register your product online at <https://tekit-audio.com/product-registration/>.

Registering your product give you access to the update notifications, faster support, exclusive offers and a free plug-in as welcome gift.

# Usage



## Setup Arp-EG in your host

Arp-EG Classic is an instrument that send MIDI to another instrument, you need to send the MIDI out of Arp-EG to the MIDI In of the instrument you want to control. Below you will find two example of setup.

### Setup in Ableton Live



1. Load Arp-EG and the instrument you want to send the arp on their respective MIDI track.



2. On the instrument track select MIDI From TA Arp-EG Classic (or whatever name you have given to the Arp-EG track).



3. On the menu below select TA Arp-EG Classic.

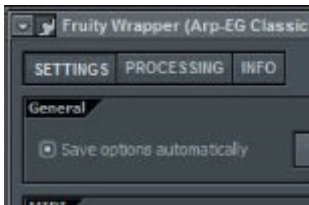


4. On the Monitor menu check In. Now you can play notes with your keyboard or a sequence on the Arp-EG track, the instrument play the arp preset.

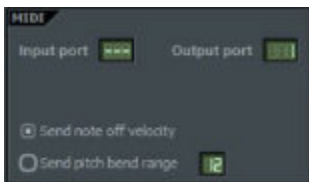
## Setup in FL Studio



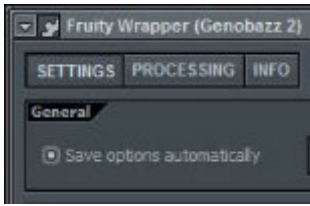
1. Insert Arp-EG and the instrument you want to send the arp on a track.



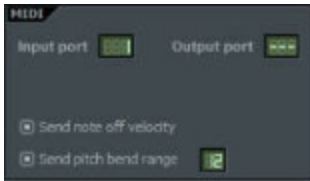
2. Click on Wrapping setting icon in the Arp-EG window top-bar.



3. Set the MIDI Output port to the channel selected in Arp-EG (by Default 1).



4. Click on Wrapping setting icon in the window top-bar of the instrument you want to send the arp.



5. Set the MIDI Input port to the same channel as Arp-EG (by Default 1). Now you can play notes with your keyboard or a sequence on the Arp-EG track, the instrument play the arp preset.

## Control Types

While using the plug-in, you will find that many parameters have similar controls. Hovering your mouse over a control will bring up a tooltip with its name or description.

### Knob



To Turn a knob, click it and when drag upwards to move the knob to the right, drag downwards to move the knob to the left. For high precision control use Ctrl+Mouse. Double-click on it, reset it to the initial value of the preset.



### Popup Menu

Appears on a left click or right click on a text or an icon to select a value.



### Switch

A two position switch, click on it to change the position.

# Preset Manager

The plug-in comes with a default bank of 32 presets.



## Preset Change

Change the current preset, left to previous and right to next.



## Undo All Changes

Undo all your changes to their initial preset value. If you change the preset before it does not work, because your changes are saved automatically when you switch to another preset.



## Manage Preset And Bank

Open the preset manager popup menu.



## Copy Preset

Copy the current preset to another preset or a range of presets.

## Load Preset

Load a preset in on the current preset.

## Save Preset

Save the current preset in a directory of your choice.

## Load Bank

Load a preset bank in place of the current one.

## Save Bank

Save the bank of presets in a file in the directory of your choice.



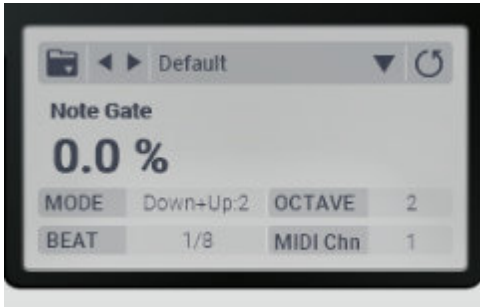
## **Preset Selector**

Display a popup menu with all the presets in the current bank. Click on one to select it as the current preset.

## **Current Preset Name**

Display the name of the current preset. Click on it to rename the preset.

# Screen



To change a value on the screen, simply click on it.

## Mode

Select one of the seven playback modes available. Off passes the normal notes.

## Octave

Select the octave range applied on the arp from 1 to 4.

## Beat

Speed up or slow down the speed of the arp, by dividing the clock from 1 to 64.

## MIDI Chn

Select one of 16 MIDI channels used by the plug-in.

## GRV

## Shuffle

Give swing to the notes played by delaying some notes from 0% to 100%.

## **Gate**

Lengthens the note length from 2ms at full left to 1000ms at full right.

## **Fast**

Switch the gate knob to fast mode. Note length from 0.2ms to 100ms.

## **Hold**

Keep the played notes after being released. When the first note is held, you can add additional notes.

## **EXP**

### **Filter Out**

Filter out notes by their MIDI number from 0 to 127. Notes below the selected number will not be played.

### **Transpose**

Transpose every note by the number of semitones selected from -48 at full left to +48 at full right. Right click on the knob will bring up a pop-up menu to directly select an octaves.

### **Velocity**

Switch between Note velocity mode (each note has his one velocity) and Constant velocity mode (all the notes has the same velocity).

### **Chord**

Then On you can play chords of arp, then Off the arp step through the notes.



# MIDI

The plug-in has integrated MIDI learn and full automation on all parameters.

## Integrated MIDI learn

All parameters can be controlled by an external MIDI controller easily, simply right click on the parameters you want to control and the Learn popup menu appear.



### Learn

Click on Learn, move a control on your MIDI device and it will automatically assigned.



### UnLearn

Click on UnLearn will clear the controller.

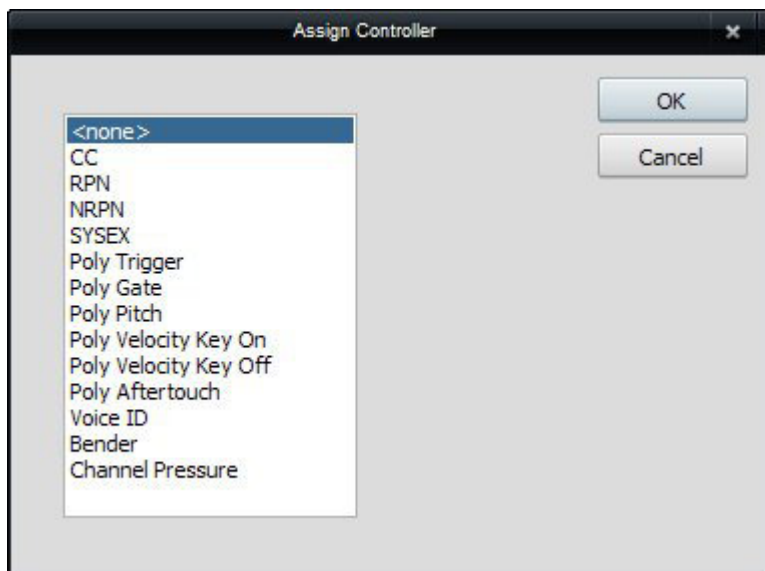


Some hosts (like FL Studio) filters MIDI CC messages coming from MIDI controller, integrated MIDI learn can't work properly in such hosts.

## Edit...

Click on Edit will open the Assign Controller dialogue.

You can change manually the MIDI controllers using 7bit MIDI Continuous Controller or High resolution 14bit MIDI NRPN and RPN.



## Automation

Each controls can be automated using your host automation features. Consult your host documentation for information on how to do this.

# Updates and Support



Updates will be made available online on your account at <https://tekitaudio.com/myta/>

When a new update is released you will receive an email to notify you of its availability.



Additionally you can follow us on Twitter for instant updates and news at <https://twitter.com/TekitAudio>



For any help and support consult our online support at <https://tekitaudio.com/support/>



For ideas, complaints, sound demo, presets and anything you feel is worth sharing, please use our contact form at <https://tekkit-audio.com/contact-us/>

If you prefer, you can contact our team directly by email at [contact@tekitaudio.com](mailto:contact@tekitaudio.com)



# Changelog

## 2020/08/03 - 1.3.0

New improved UI 110% bigger.

Adds Filter out notes features.

Adds integrated full range keyboard with notes display.

UI New font rendering and texts readability improvements.

UI Preset manager looks more inline with our last plug-in's.

UI Removes Social and help screen.

Removes Note pop-up and random features.

Improves transpose feature.

BUG Fixes Gate timing was wrong with fast mode.

Presets are now displayed in alphabetical order.

Various optimizations.

New Windows setup program.

Drop support for Windows XP, Vista and 7.

Revised "End User License Agreement".

Plug-in information screen updated.

User manual revision 3.

## 2013/08/10 - 1.2.0

BUG Fixes selected MIDI channel don't work in some cases.

BUG Fixes undo value sent to transpose on plug-in initialization.

BUG Fixes wrong transpose value on some presets.

Adds Fast note gate mode.

Adds 5 new presets.

UI Modifies screen color to gray.

UI Improves random and Undo icons.

UI improves Transpose knob graduation.

DEMO the plug-in now work without limitations for 10 minutes.

User Manual updated.

## **2013/03/21 - 1.1.0**

BUG user manual link on Help screen don't work, fixed.

BUG in some cases the shuffle generate a beat drop, fixed.

Faster Undo initialization.

SSE2 instruction sets requirement.

Reduces plug-in load time.

Adds Right click octave selector pop-up menu to Transpose knob.

Adds 4 new presets.

UI improves Transpose knob graduation.

UI improves Main screen display.

UI moved social, help and info buttons to the top.

SETUP some improvements.

User Manual updated and improved.

## **2012/03/23 - 1.0.0**

First public release.

# Credits

## **Development & Design**

Michaël Dubois

## **Product Management**

Michaël Dubois

## **Graphic Design**

Michaël Dubois

## **Sound Design**

Michaël Dubois

## **Software Test**

Michaël Dubois

## **Documentation**

Michaël Dubois

## **Demo Materials**

Michaël Dubois

## **Special Thanks to**

Justin O'Quinn.

Everyone else who has contributed to the "Arp-EG Classic" development in any way.







Create, play !



[tekit-audio.com](http://tekit-audio.com)